

Content and Language Integrated Learning

CLIL through Health Education

Anastasia Perikkou

16 May 2015



Ministry of Education and Culture
Department of Primary Education



Cyprus Pedagogical
Institute



First steps...



Health Education Curriculum

CLIL Methodology

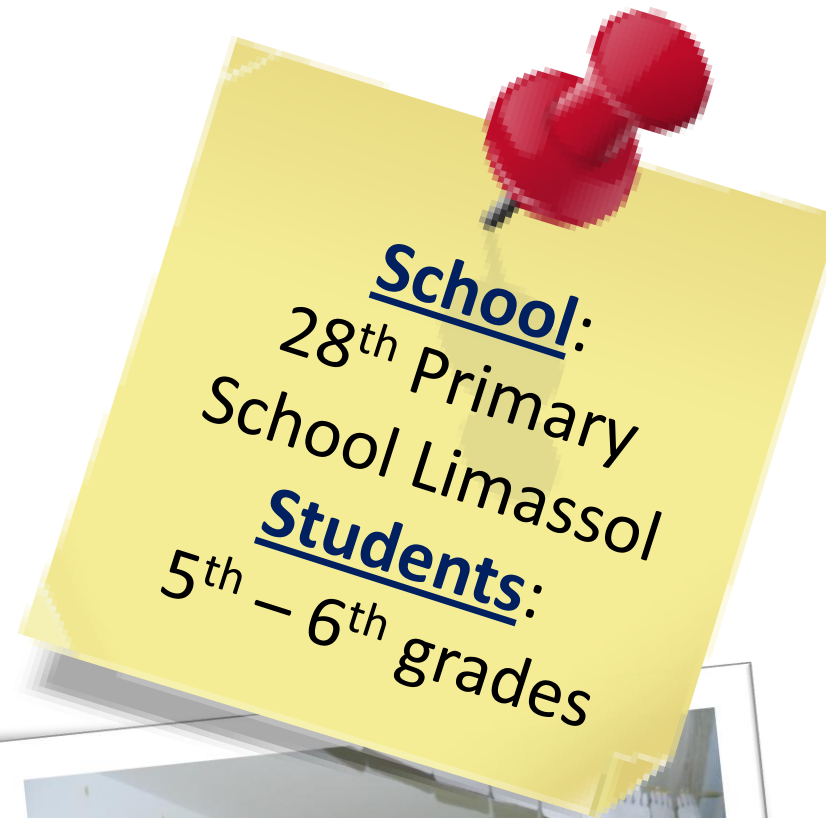
Lesson plans

**A willing
teacher**

**A support
system**

Health Education and English

- **Inform the parents**
 - Sending informative leaflets
 - Inviting them to a meeting
 - Inviting them to watch how children are working in class
- **Inform the students**
 - Why are we going to do this
 - Which are the benefits
 - What's the role of a foreign language in our lives



English around us



Papantoniou
Supermarkets



online
offline

INTERNET

Colorbox



Bonus Card



Lesson Planning: Health Education and English

Lesson
plan

Procedure

Available
literature

Internet
resources

Exchange ideas

Include interesting,
motivating
activities

Modified version
of the given idea




Primary objective...

Goals

Subject goals

Linguistic goals



Language



L1 80%
L2 20%

Increasing English gradually

L2 100%

Use body language – Use simple language
Communication strategies
Daily routines - Use of signs

Thematic units



Development
and
empowerment
of oneself

Development
of a safe and
healthy
lifestyle

Development
and creation
of social self

Developing
active
citizenship

Topics

- All about me
- Everyday rules
- Children's rights
- Having a plan
- Healthy lifestyle
- Food groups
- Healthy snacks
- Being thankful
- Bullying
- Internet Safety
- Stereotypes

A “CLIL teacher” has to...

Provide
language
framework

Give
examples

Guide the games
Play with the students

Explain
Ask
Show
Present

Move around
assisting

Stimulate
the discussion
Discuss with
students

Invite
the students
to talk

Connect with real
life situations

Help students
follow



Materials and Equipment

- Pictures, flashcards
- Name tags, words, expressions
- Paper strips to match
- Handouts
- Scenarios
- Situation cards
- Advertisements
- Recipes
- Rhymes
- Cartoons, animated films
- PowerPoint presentations
- Soft ball
- Real objects



Warm-up activities



- Stand or sit in a circle
- Imitate an action
- Play a game



Group work



- Describe, discuss, comment, suggest, report, conclude, announce
- Write down
- Critically think



Create and act out role-plays


- Develop ideas
- Express thoughts and feelings
- Present their decisions
- Give advice



Play board games



- Gather information
- Identify information
- Match broken sentences
- Match words with pictures



Use of ICT

- Watch films
- Play interactive computer games
- Prepare animated stories, PPT presentations



Prepare and cook meals

From theory...
to practice

- Involve parents and grandparents



Work Products



Collage
Poster-Slogan

Note
Letter

Advertisement
Leaflet

Mindmap
Diagram




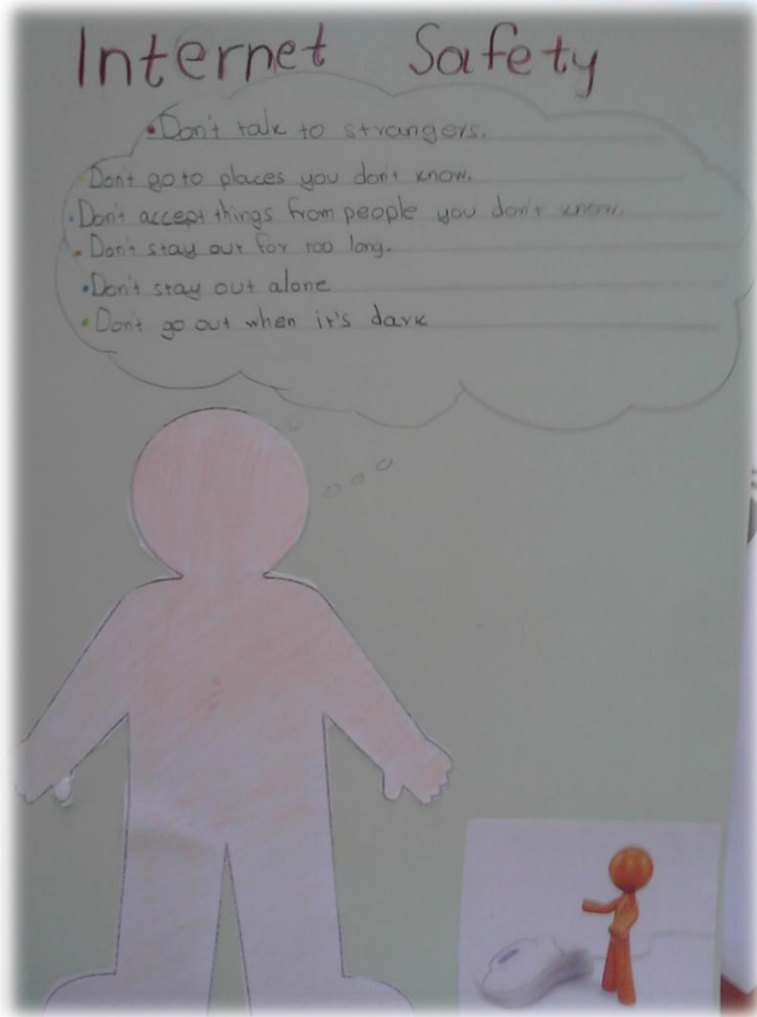
Who am I? – All about me




Everyday Rules



Internet Safety



Bullying Friendship



Food groups



Children raise
linguistic
competence and
confidence

Why CLIL?

Children can follow
the CLIL lessons

- A natural way of learning a language
- A real way of approaching a language
- A challenge for all learners thinking skills



Little by little
children are more
capable to
communicate and
learn in English

Parents' opinion

Will the children acquire the right level of content?


Our children communicate and learn in English!

amazed

happy

worried





Content and Language Integrated Learning

CLIL through Health Education

**Go for it! It changes your way of
teaching and learning**



Thank you!